

These instructions contain important information for use of the product. Read the entire contents of these instructions for use, including warnings, cautions and failing to follow instructions could result in death or serious injury to the patient and/or clinician.

















- MATERIALS USED:** PP, PE, POM, HDPE, ABS, Silicon Rubber, Stainless Steel, FEP / PUR / PTFE.
- COATING MATERIAL:** Polydimethylsiloxane
- DESCRIPTION:** Each IV Cannula with safety features is a device that can be used for infusion / administration through peripheral vein. The device is enabled with passive safety feature, to eliminate the needle-stick injuries to the healthcare professionals and waste handlers. Inherently designed transparent flashback chamber enable ease of conformation to venous access. The device is enable with female 6% taper, facilitates integrity of connection with other combination devices.
- INDICATIONS:**
 - The device is intended to be used for sample blood or administer fluids intravenously.
 - The device may be used on any patient population with consideration given to adequacy of vascular anatomy and appropriateness of procedure.
 - Intermittent intravenous drug administration.
 - Prophylactic creation of a secure venous access in patients who may require urgent intravenous drug administration, in particular prior to diagnostic or therapeutic procedures.
- CONTRAINDICATIONS:**
 - The patient is known or is suspected to be allergic to materials contained in the device.
 - Past irradiation of prospective insertion site.
 - Previous episodes of venous thrombosis or vascular surgical procedures at the prospective placement site.
- INSTRUCTION FOR USE:**
 - Use aseptic technique.
 - Carefully select and aseptically prepare the site.
 - Select suitable size of I.V. Cannula & inspect visually to ascertain that package is intact.
 - Remove the protective sheath in straight outward motion and inspect the device. Ensure catheter hub and primary push-off tab are fully enclosed to the needle housing assembly.
 - Approach the insertion site slowly at low angle.
 - Confirm successful venipuncture by visualizing blood in the flashback chamber.
 - Advance the catheter further into the vein, such that catheter is nearly parallel to skin surface, while slightly withdrawing the

needle.

- Once the insertion is complete, push the button for retracting the needle into the barrel where the needle is fully encapsulated.
- Connect the infusion line and cover the puncture site with sterile dressing.
- CAUTION:**
 - The device is designed to reduce the risk of accidental needlesticks; however, care must be taken in order to avoid needlesticks, in addition to the instruction for use. Universal precautions must be adhered to avoid the exposure to blood borne pathogens. It is recommended that the healthcare professionals follow the recommendations set forth by the Centres for Disease Control and Prevention/Occupational Safety and Health Administration (CDC/OSHA).
 - The catheter is soft and fragile; do not use any sharp equipment near to the insertion site or during the insertion or removal.
- WARNINGS:**
 - In order to prevent misuse of the device, the use of this product is restricted to a Doctor or qualified medical practitioner.
 - The product should be used according to the instructions for use.
 - If there is any change in expected performance of the device or in case of any malfunction the device should be immediately removed & sent back to supplier for analysis.
DISPOSABLE HEALTH AND LIFE CARE LTD., DISCLAIMS ANY RESPONSIBILITY FOR POSSIBLE CONSEQUENCES RESULTING FROM IMPROPER USE.
 - Any device that is connected to this product must comply with ISO 80369-7, in order to achieve the intended performance of this product & to avoid leakage in the connection.
 - The product should not be reprocessed.
 - Visually inspect and carefully check the product and packaging before use. Improper transport and handling may cause structural and/or functional damage to device or packaging.
 - The product is guaranteed sterile & non-pyrogenic, if the package has not been opened or damaged.
 - Do not clean or sterilize. For single use only. Discard after use.
 - Do not expose to heat or direct sunlight.
 - The product should be used immediately after opening the packaging.
 - Re-use of this device may change its mechanical or biological features and may cause device failure, allergic reactions or infections.
 - Disposal/Discard: Dispose off/Discard the used Device in accordance with your Country's Healthcare and Safety

Regulations.

- When using alcohol or alcohol containing antiseptics, care should be taken to avoid prolonged or excessive contact. Solutions should be allowed to completely dry before applying an occlusive dressing.
- Alcohol should not be used to lock, soak, or declot the catheters because alcohol is known to degrade the catheter properties over time with repeated and prolonged exposure.
- (Pediatric) Insertion techniques and placement locations are often modified according to the size and developmental age of the child. Only clinicians experienced in pediatric procedures and placement of venous catheters in pediatric patients should place this catheter in this patient population.

 REF	Reference No.	 MD	Medical Device
 LOT	Lot No./Batch No.	 I	Consult Instructions For Use
 Manufacturer			Do Not Use If Package is Damage and Consult Instructions For Use
 Date Of Manufacturing			Sterilized By Ethylene Oxide Single Sterile Barrier System
 Use By / Expiry Date			Authorised Representative In The European Community
 Do Not Reuse			Temperature Limit
 Do Not Sterilize			Do not expose to heat or direct sunlight.
 Non-Pyrogenic			
 Caution			



Disposafe Health and Life Care Limited

Plot No. 1 & 2, Phase-II, Sector-59, Ballabhgarh, Faridabad -121004, Haryana, INDIA

E-mail : info@disposafe.com

Web : www.disposafe.com

Customer Care No. +91-129-4170201

Mfg. Lie. No.: MFG/MD/2019/000106

 EC REP CEpartner4U B.V., Esdoornlaan 13,

3951 DB Maarn, The Netherlands,

E-mail: office@cepartner4u.com

AW/IFU_1624 REV.01, Dt. 04-03-2024